



UltraTouch Denim Insulation provides perforated batts of insulation to assist with speed and ease of installation. The perforations located within the batt of insulation allow you to tear, rather than cut, the product. This allows for improved speed and ease of insulation, while giving a consistent and clean edge for a friction fit install.



The perforations have been placed to offer some of the most common off-size cavity spaces. These cavities can often be found in the spaces around windows, doorways, and room corners. Please be sure to measure your off-size cavity and compare to the available widths that can be created by tearing along one or more perforations. If the proper size cannot be found by using a perforation, cut the insulation to create the proper size.

Please see the following pages for specific information on perforated pieces per bag, perforation patterns, and products affected.

Perforated Pieces Per Bag

R13/16 – Minimum 3 pieces perforated per bag

R13/24 – Minimum 3 pieces perforated per bag

R19/16 – Minimum 2 pieces perforated per bag

R19/24 – Minimum 2 pieces perforated per bag

R21/16 – Minimum 2 pieces perforated per bag

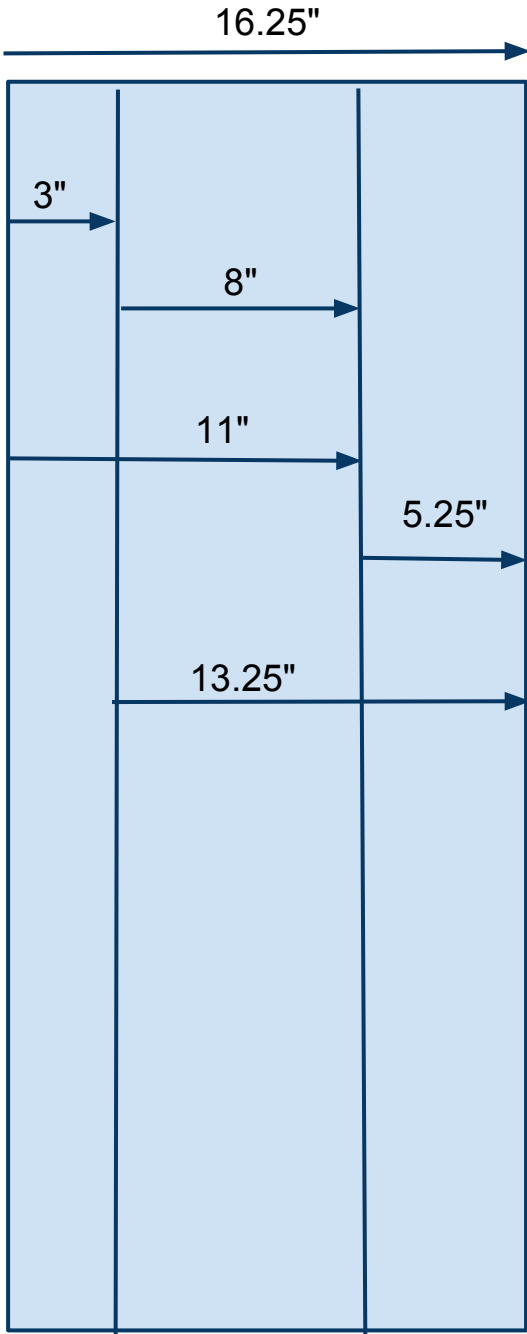
R21/24 – Minimum 2 pieces perforated per bag

*Please note: R8 and R30 are not currently offered as perforated batts.

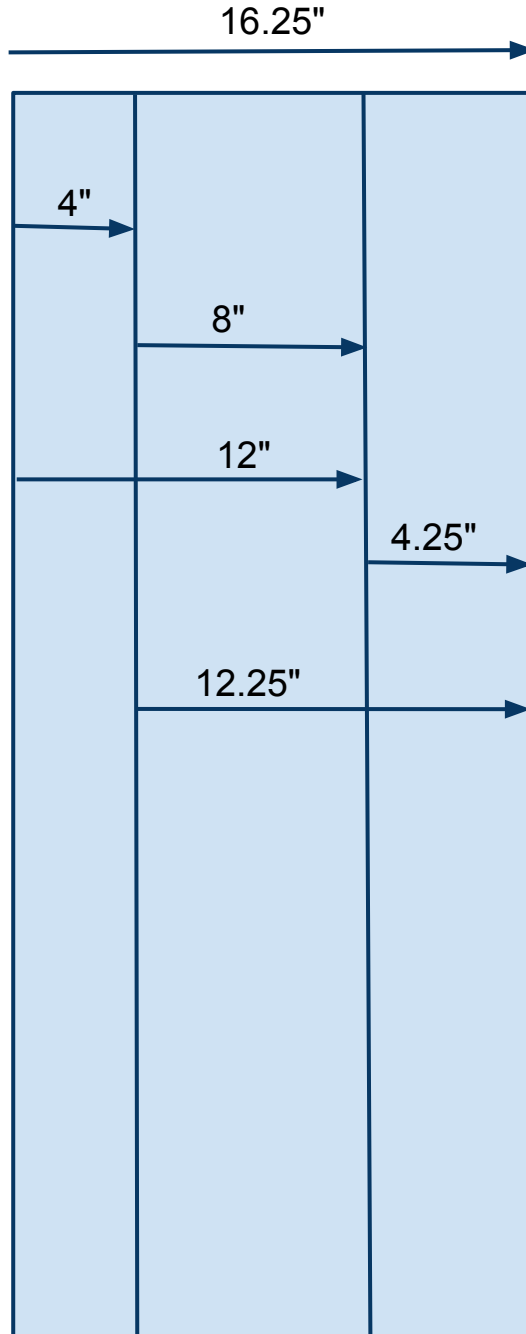
Perforation Patterns

The perforation patterns are dependent upon the width of the product. Currently, there are 3(three) patterns for 16" wide material and 3(three) patterns for 24" wide material. These patterns were determined to provide the best off-size cavity sizing options and reduce the need for any full length cuts during the installation process. There are currently not a set number of specifically patterned pieces per bag.

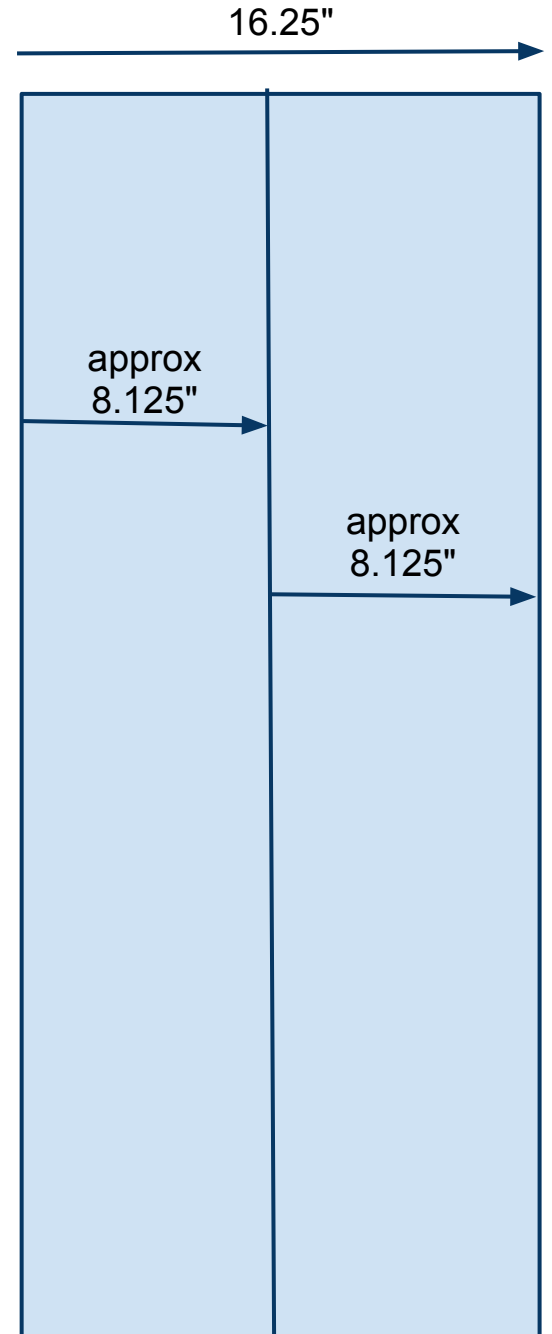
Please see the following pages for the exact pattern options:



Pattern 1



Pattern 2



Pattern 3

